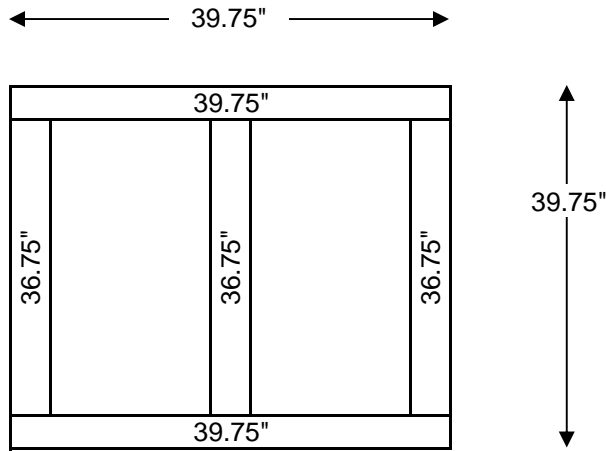
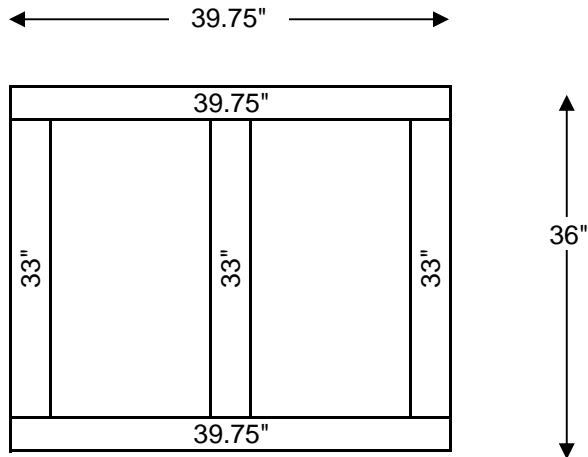


## Alligator Crossing Materials List

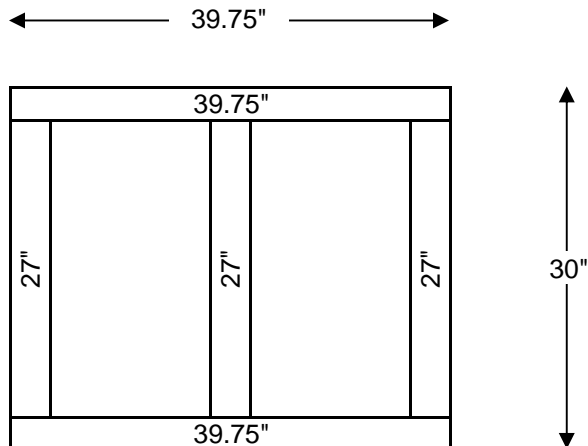
**Platform A**



**Platform B**



**Platform C**



### Assembly Instructions

Cut and label frame pieces according to the cut and materials lists below

Assemble frames as shown on left using 2.5" decking screws.

Fasten decking perpendicular to the center frames - 2 screws in each decking board above each frame section - 6 screws total per decking board

### Materials List

Frames:

- (3) 2 x 8 x 10'
- (2) 2 x 8 x 8'

Decking:

- (6) 5/4 x 6 x 10'

3 lbs of 2.75" Exterior Deck Screws

### Decking Cut List

Platform A	(7) 39.75" - 2 x 6 x 5/4
Platform B	(6) 39.75" - 2 x 6 x 5/4
Platform C	(5) 39.75" - 2 x 6 x 5/4

### Frame Cut List

	10'	8'
Board 1	39.75	27
	39.75	27
	39.75	33
Board 2	39.75	27
	39.75	33
	39.75	33
Board 3	36.75	
	36.75	
	36.75	